

# ALCOPANEL CO., LTD.

# FIRE TEST REPORT

**SCOPE OF WORK**

ASTM E84 TESTING ON ALCOPANEL FR

**REPORT NUMBER**

K8461.01-121-24

**TEST DATE**

04/07/20

**ISSUE DATE**

04/08/20

**PAGES**

11

**DOCUMENT CONTROL NUMBER**

RT-R-AMER-Test-2780 (09/19/18)

© 2017 INTERTEK



## TEST REPORT FOR ALCOPANEL CO., LTD.

Report No.: K8461.01-121-24

Date: 04/08/20

### REPORT ISSUED TO

#### ALCOPANEL CO., LTD.

351 Cheongyong-ri, Samseong-myeon  
Eumseong, Chungcheongbuk-do, South Korea

### SECTION 1

#### SCOPE

Intertek Building & Construction (B&C) was contracted by Alcopanel Co., Ltd., Chungcheongbuk-do, South Korea to evaluate the flame spread and smoke developed properties of Alcopanel FR. Testing was conducted at the Intertek B&C test facility in York, Pennsylvania. Results obtained are tested values and were secured by using the designated test method(s). A summary of test results and the complete graphical test data is reported herein.

This report does not constitute performance certification of this product nor an opinion or endorsement by this laboratory. Intertek B&C will service this report for the entire test record retention period. The test record retention period ends four years after the test date. Test records, such as detailed drawings, datasheets, representative samples of test specimens, or other pertinent project documentation, will be retained for the entire test record retention period.

### SECTION 2

#### SUMMARY OF TEST RESULTS

**Specimen I.D.:** Alcopanel FR by Alcopanel Co., Ltd.

#### ASTM E84 Test Results

FLAME SPREAD INDEX	SMOKE DEVELOPED INDEX
0	15

\*See Section 8 for additional information and commentary

For INTERTEK B&C:

<b>COMPLETED BY:</b>	Ben Samson	<b>REVIEWED BY:</b>	Ethan Grove
<b>TITLE:</b>	Technician – Fire Testing	<b>TITLE:</b>	Manager – Fire Testing
<b>SIGNATURE:</b>		<b>SIGNATURE:</b>	
<b>DATE:</b>	04/08/20	<b>DATE:</b>	04/08/20

BTS:ddr

This report is for the exclusive use of Intertek's Client and is provided pursuant to the agreement between Intertek and its Client. Intertek's responsibility and liability are limited to the terms and conditions of the agreement. Intertek assumes no liability to any party, other than to the Client in accordance with the agreement, for any loss, expense or damage occasioned by the use of this report. Only the Client is authorized to permit copying or distribution of this report and then only in its entirety. Any use of the Intertek name or one of its marks for the sale or advertisement of the tested material, product or service must first be approved in writing by Intertek. The observations and test results in this report are relevant only to the sample(s) tested. This report by itself does not imply that the material, product, or service is or has ever been under an Intertek certification program.

## TEST REPORT FOR ALCOPANEL CO., LTD.

Report No.: K8461.01-121-24

Date: 04/08/20

### SECTION 3

#### TEST METHOD

The specimens were evaluated in accordance with the following:

**ASTM E84-20**, *Standard Test Method for Surface Burning Characteristics of Building Materials*

### SECTION 4

#### MATERIAL SOURCE/INSTALLATION

The test specimen was submitted to Intertek directly from the client. Samples were not independently selected for testing. Intertek has not verified the composition, manufacturing techniques or quality assurance procedures. The specimens, identified as Alcopanel FR by Alcopanel Co., Ltd., were received in good order.

### SECTION 5

#### LIST OF OBSERVERS

NAME	COMPANY
Ben Samson	Intertek B&C
Micah Brillhart	Intertek B&C

## TEST REPORT FOR ALCOPANEL CO., LTD.

Report No.: K8461.01-121-24

Date: 04/08/20

### SECTION 6

#### TEST PROCEDURE

This report describes the results of testing conducted in accordance with ASTM E84-20; Standard Test Method for Surface Burning Characteristics of Building Materials. The test method is for comparative surface burning behavior of building materials by determining a flame spread index (FSI) and a smoke developed index (SDI). This test is applicable to exposed surfaces, such as finish materials for ceilings or walls, and is conducted with the specimen in the ceiling position with the surface to be evaluated facing down toward the ignition source. The material or assembly of materials, shall be capable of being mounted into the test position by its own self-supporting structural quality or the manner in which it is tested and intended for use, by using added supports along the test surface or by securement from the back side.

*“The use of supporting materials on the underside of the test specimen may lower the flame spread index from that which might be obtained if the specimen could be tested without such support. These test results do not necessarily relate to those indices obtained by testing materials without such support.” – ASTM E84-20 Section 1.4*

The purpose of the method is to determine the relative burning behavior of the material by observing flame spread along the test specimen. Flame Spread Index and Smoke Developed Index are reported, however, there is not necessarily a relationship between these two measurements.

It is the intent of the test method to provide measurement of surface flame spread of the tested material when subjected to a fire exposure that is calibrated with select grade red oak flooring and fiber-cement board. It is also the intent of the test method to provide the comparative measurement of smoke development of the tested material against smoke development measurements for a running average value of  $295 \pm 2$  grams of Liquid Heptane (high-performance liquid chromatography [HPLC] Grade). The test method exposes a nominal 24-ft (7.32-m) long by 20-in. (508-mm) wide test specimen to a controlled air flow and flaming fire exposure adjusted to produce a specific flame spread distance vs time calibration using select grade red oak flooring.

The test method does not provide information regarding heat transmission through the tested surface, the effect of aggravated flame spread behavior resulting from the proximity of combustible walls and ceilings, or the classification or definition of materials as noncombustible using flame spread index alone.

***This standard should be used to measure and describe the properties of materials, products, or assemblies in response to heat and flame under controlled laboratory conditions and should not be used to describe or appraise the fire hazard or fire risk of materials, products, or assemblies under actual fire conditions. However, results of this test may be used as elements of a fire risk assessment which takes into account all of the factors which are pertinent to an assessment of the fire hazard of a particular end use.***

There were no deviations from the requirements prescribed in ASTM E84.

**TEST REPORT FOR ALCOPANEL CO., LTD.**

Report No.: K8461.01-121-24

Date: 04/08/20

**SECTION 7**

**TEST SPECIMEN DESCRIPTION**

<b>MANUFACTURER*</b>	Alcopanel Co., Ltd.
<b>PRODUCT TYPE*</b>	Fire retardant aluminum composite panel
<b>SERIES/MODEL*</b>	Alcopanel FR
<b>COMPOSITION*</b>	0.5 T aluminum skin, 3 T fire retardant core, 0.5 T aluminum skin, polyvinylidene fluoride (PVDF) coating
<b>CONDITIONING TIME</b>	72+ hr.
<b>SPECIMEN SIZE</b>	24 in. wide x 72 in. long
<b>THICKNESS</b>	1/8 in.
<b>SPECIMEN SECTIONS</b>	4
<b>TOTAL WEIGHT</b>	18.6 lbs.
<b>COLOR</b>	White
<b>SIDE TO FLAME*</b>	Client specified polyvinylidene fluoride (PVDF) coating face
<b>SUPPORT USED*</b>	Material was self-supporting
<b>MOUNTING METHOD</b>	Material was self-supporting
<b>SUBSTRATE USED*</b>	No substrate was utilized
<b>NOTES/ADDITIONAL SAMPLE INFO</b>	N/A
<b>CEMENT BOARD</b>	1/4 in. thick fiber cement board was placed on top of the sample.

\*From the client's material description and/or instructions

**Note:** Specimens were conditioned as per the requirements of Section 6.4 of ASTM E84-20.

**TEST REPORT FOR ALCOPANEL CO., LTD.**

Report No.: K8461.01-121-24

Date: 04/08/20

**SECTION 8**

**TEST RESULTS**

<b>TEST RESULTS</b>	
Test Date	04/07/20
Test Operator	Ben Samson
Flame Spread Index (FSI)	0
Smoke Developed Index (SDI)	15

<b>TEST DATA</b>	
FSI (unrounded)	0.4
SDI (unrounded)	16.0
FS * Time Area (Ft * Min)	0.8
Smoke Area (% * Min)	10.4
Fuel Area (°F * Min)	4633.7

<b>TEST OBSERVATIONS</b>	
Ignition Time	02:39 (Min:Sec)
Max Flame Front Advance	1.3 Feet
Time to Max Flame Front	09:51 (Min:Sec)
Max Temp At Exposed T/C	550.3°F
Time To Max Temp	09:59 (Min:Sec)
Dripping Observed	None
Flaming On Floor Observed	None
After Flame Top Observed	10:02 (Min:Sec)
After Flame Floor Observed	None
Sagging Observed	None
Delamination Observed	02:29 (Min:Sec)
Shrinkage Observed	None
Fallout Observed	None
Cracking Observed	None
Additional Observations	None

## TEST REPORT FOR ALCOPANEL CO., LTD.

Report No.: K8461.01-121-24

Date: 04/08/20

### SECTION 8 (Continued)

#### TEST RESULTS

#### COMMENTARY ON CLASSIFICATION

Neither ASTM E84 nor UL 723 include classification criteria for the results obtained from testing. The International Building Code® (IBC), NFPA 101: Life Safety Code® (NFPA 101), and NFPA 5000: Building Construction and Safety Code® (NFPA 5000) all describe a set of classification criteria required for interior wall and ceiling finish materials based on Flame Spread Index and Smoke Developed Index when tested in accordance with ASTM E84 or UL 723. The classification criteria for all three model codes is the same:

Class	Flame Spread Index	Smoke Developed Index
A	0-25	0-450
B	26-75	0-450
C	76-200	0-450

Note that classification under this scheme for interior wall and ceiling finishes does not strictly apply to all products or materials tested in accordance with ASTM E84 or UL 723 because not all products or materials are recommended or suitable for use as interior wall or ceiling finish materials in buildings, regardless of the surface burning characteristics. Consult with the product manufacturer and the local authority having jurisdiction (AHJ) regarding specific applications of a given product or material.

## TEST REPORT FOR ALCOPANEL CO., LTD.

Report No.: K8461.01-121-24

Date: 04/08/20

### SECTION 9 PHOTOGRAPHS



**Photo No. 1**  
**Exposed Surface of the Test Specimen (Pre-test)**



**Photo No. 2**  
**Unexposed Surface of the Test Specimen (Pre-test)**



## TEST REPORT FOR ALCOPANEL CO., LTD.

Report No.: K8461.01-121-24

Date: 04/08/20

### SECTION 9 (Continued) PHOTOGRAPHS



**Photo No. 3**  
**Unexposed Surface of the Test Specimen (Post-test)**



**Photo No. 4**  
**Exposed Surface of the Test Specimen (Post-test)**

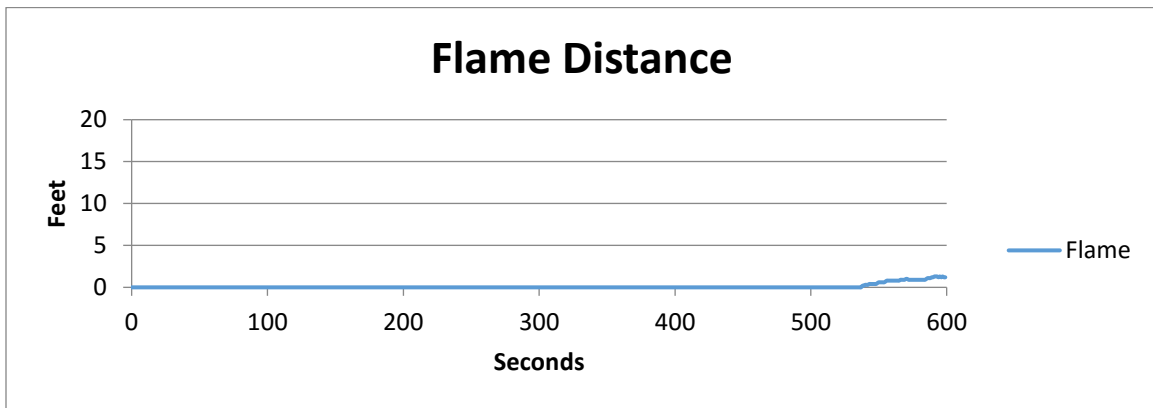
## TEST REPORT FOR ALCOPANEL CO., LTD.

Report No.: K8461.01-121-24

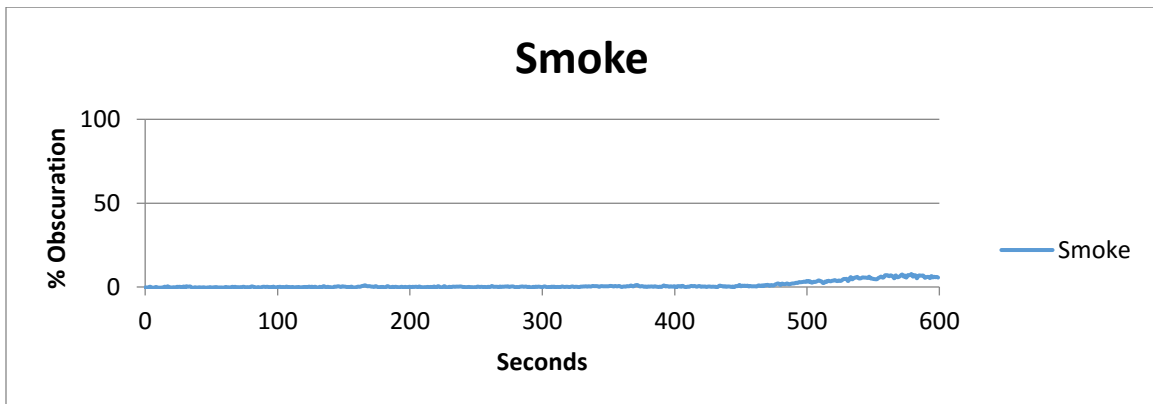
Date: 04/08/20

### SECTION 10

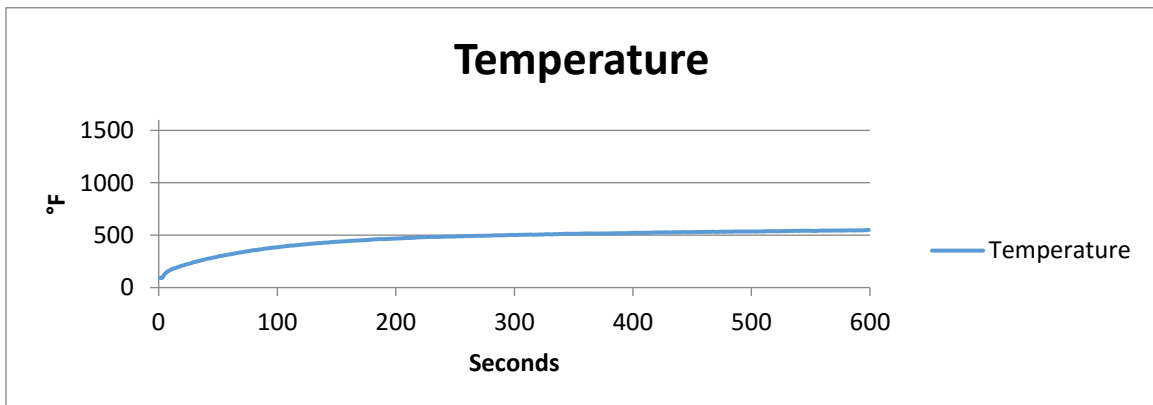
#### GRAPHS



Graph No. 1 - Flame Spread Distance Versus Time



Graph No. 2 - Light Obscuration Versus Time



Graph No. 3 - Tunnel Air Temperature Versus Time



Total Quality. Assured.

130 Derry Court  
York, Pennsylvania 17406

Telephone: 717-764-7700  
Facsimile: 717-764-4129  
[www.intertek.com/building](http://www.intertek.com/building)

**TEST REPORT FOR ALCOPANEL CO., LTD.**

Report No.: K8461.01-121-24

Date: 04/08/20

**SECTION 11**

**REVISION LOG**

REVISION #	DATE	PAGES	REVISION
0	04/08/20	N/A	Original Report Issue